

Signify Classified - Internal
Cooper Lighting Solutions Photometric Lab
1121 Highway 74 South
Peachtree City, GA 30269



Scaled data based on original data using
LM-79-08 Approved Method: Electrical and Photometric Measurements of Solid-
State Lighting Products

Test Report Prepared for
Cooper Lighting Solutions
(formerly Eaton)

Brand: STREETWORKS

Report Number: P867981

Luminaire Tested: **MEM2-HSN-SA-40-750-U-T2U**

Issue Date: 08/21/2024



Test Information

Test Method: LM-79-08
Report Number: P867981
Test Lab: INNOVATION CENTER(G3)
Issue Date: 08/21/2024
Manufacturer: COOPER LIGHTING SOLUTIONS (FORMERLY EATON)
Product Line: STREETWORKS
Catalog Number: MEM2-HSN-SA-40-750-U-T2U
Description: EPIC MODERN SHORT HOUSING DISCRETE LED ARRAYS 40W 70CRI 5000K
FITXURE w/ TYPE II URBAN DISTRIBUTION OPTIC
Light Source: (10) 5000K CCT, 70 CRI LEDS
Ballast/Driver: ELECTRONIC DRIVER

Summary

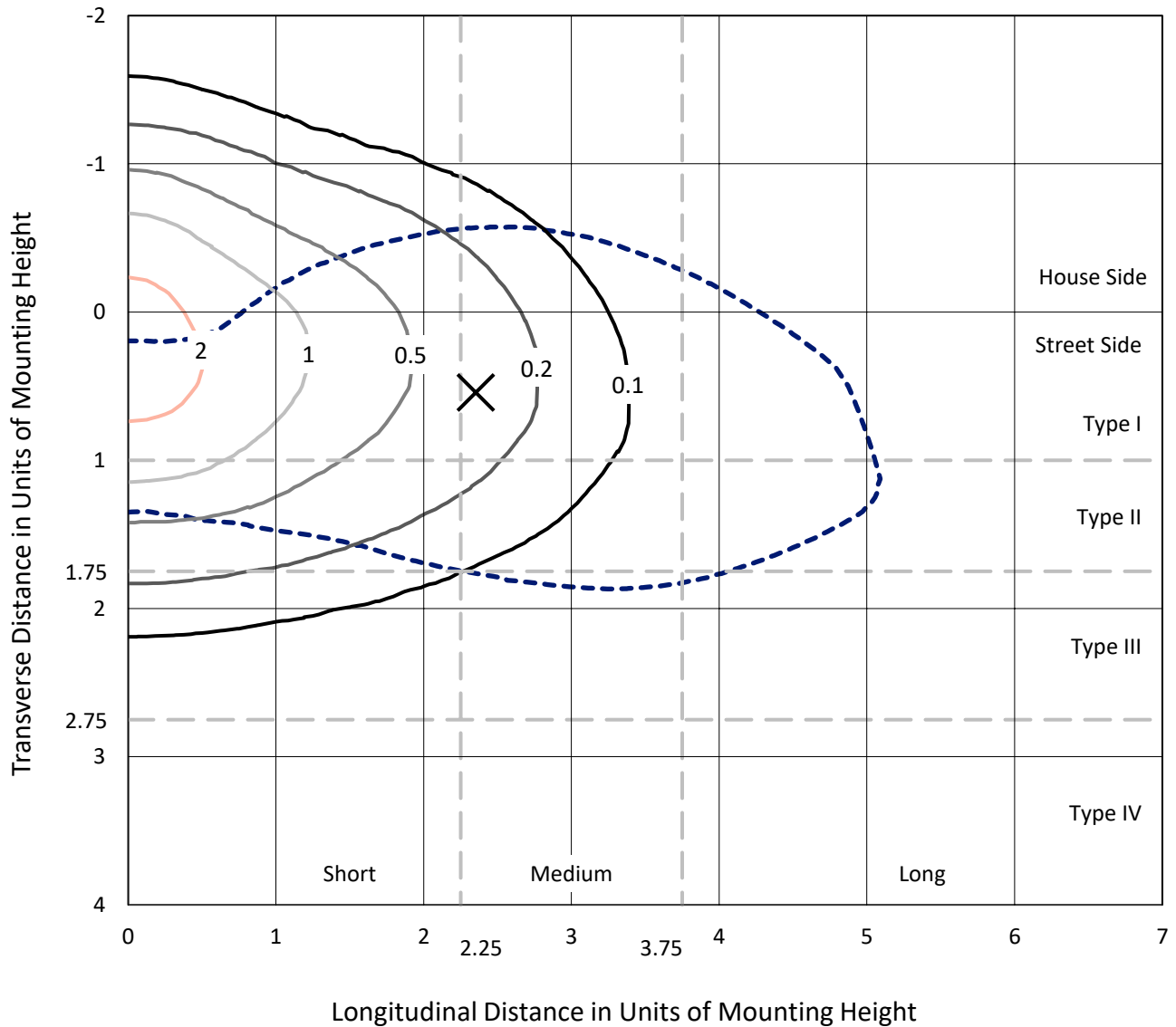
Lumens per Lamp: N/A
Luminaire Lumens: 4929.9 lumens
Efficiency: N/A
Efficacy: 150.3 lumens/watt
Luminous Opening: Rectangular (W 0.33' x L: 0.33' x H: 0')
IES Classification: Type III - Medium
BUG Rating: B1 - U0 - G1

Input Watts (W): 32.8
Input Voltage (V): 120
Input Current (A_{in}): NR
Voltage Rise (V): NR
Power Factor: 0.99
Total Harmonic Distortion (THDi): 9.76%
Frequency (hertz): 60
Stabilization Time: NR
Operation Time: NR
Ambient Temperature (°C): NR
Test Distance: 24 FT

REPORT NUMBER: P867981
 CATALOG NUMBER: MEM2-HSN-SA-40-750-U-T2U

Iso-Footcandle Lines of Horizontal Illumination

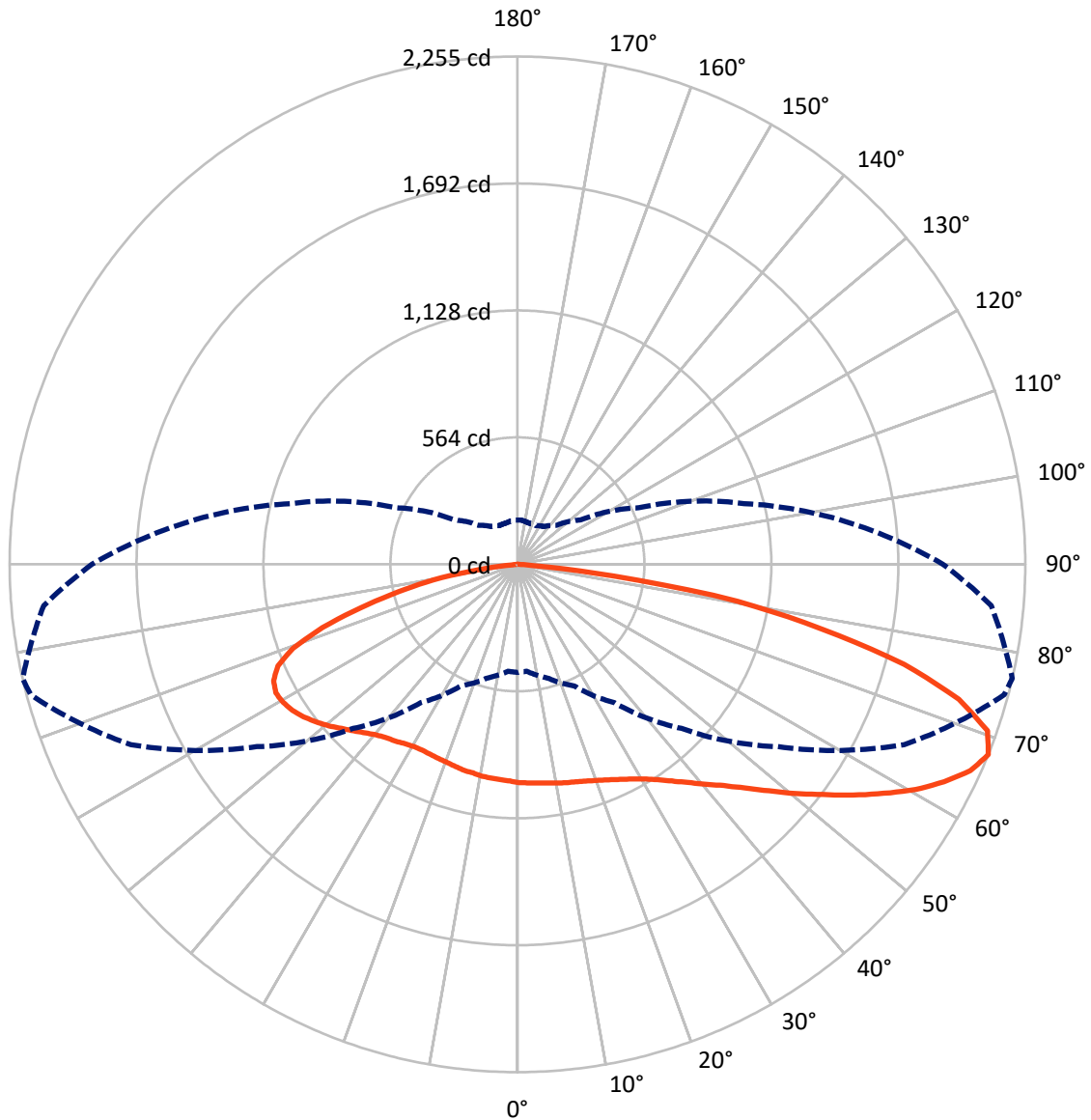
× Max cd
 - - - 1/2 Max cd



Based on 20 foot mounting height. Maximum calculated value = 2.7 fc
 Type III - Medium - N/A

REPORT NUMBER: P867981
CATALOG NUMBER: MEM2-HSN-SA-40-750-U-T2U

Luminous Intensity Polar Plot



— Vertical Plane Through 77-Deg Lateral - - - Horizontal Cone Through 67.5-Deg Vertical

REPORT NUMBER: P867981
 CATALOG NUMBER: MEM2-HSN-SA-40-750-U-T2U

FLUX DISTRIBUTION:

		Downward	Upward	Total
House Side	Lumens	1639.4	0.0	1639.4
	% Fixture	33.3	0.0	33.3
Street Side	Lumens	3290.5	0.0	3290.5
	% Fixture	66.7	0.0	66.7
Total	Lumens	4929.9	0.0	4929.9
	% Fixture	100.0	0.0	100.0

ZONAL LUMENS:

Zone	Lumens	% Fixture
0°-10°	93.2	1.9
10°-20°	282.5	5.7
20°-30°	476.3	9.7
30°-40°	675.9	13.7
40°-50°	855.2	17.3
50°-60°	936.8	19.0
60°-70°	905.6	18.4
70°-80°	609.1	12.4
80°-90°	95.2	1.9
90°-100°	0.0	0.0
100°-110°	0.0	0.0
110°-120°	0.0	0.0
120°-130°	0.0	0.0
130°-140°	0.0	0.0
140°-150°	0.0	0.0
150°-160°	0.0	0.0
160°-170°	0.0	0.0
170°-180°	0.0	0.0
0°-90°	4929.9	100.0
0°-180°	4929.9	100.0

Coefficient of Utilization



REPORT NUMBER: P867981

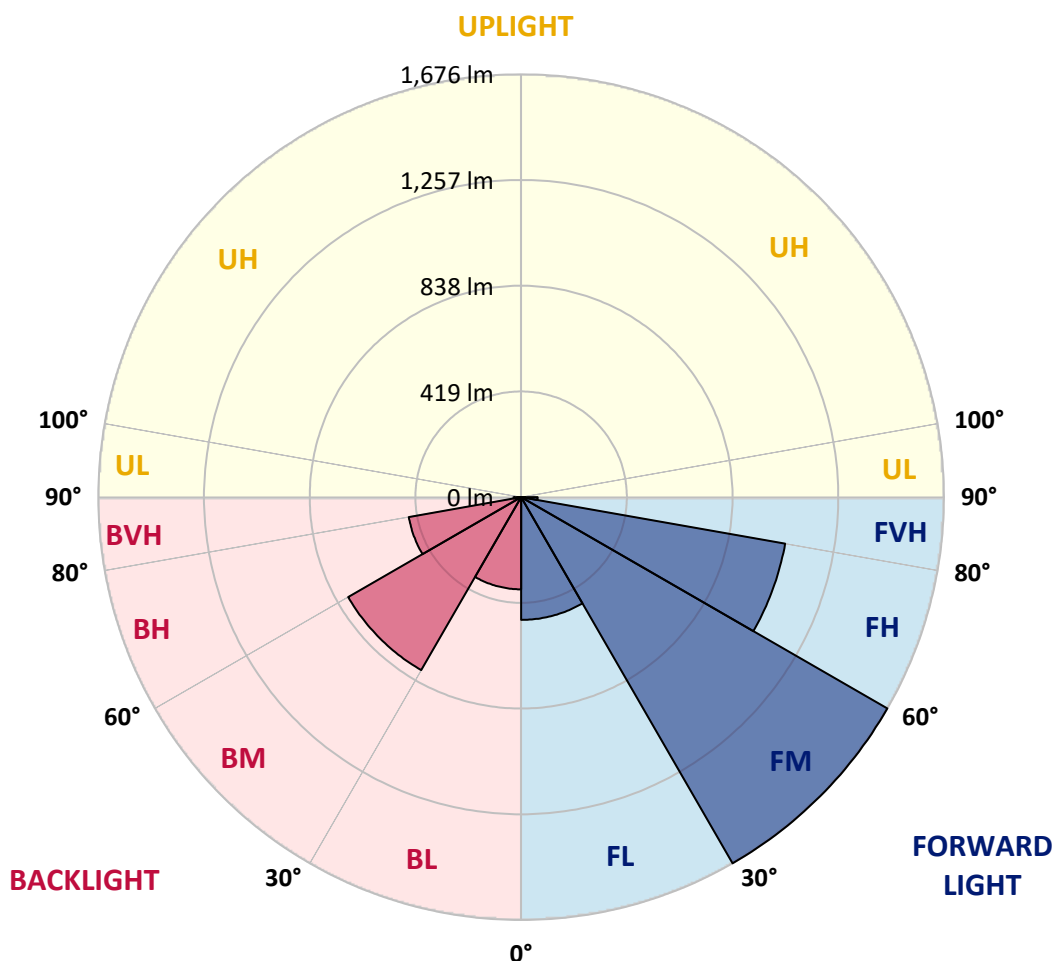
CATALOG NUMBER: MEM2-HSN-SA-40-750-U-T2U

LUMINAIRE CLASSIFICATION SYSTEM LUMEN TABLE AND BUG RATING:

Zone		Lumens	% Fixture	Zone Rating/Lumen Limit		
				B	U	G
FL	(0°-30°)	486.6	9.9			
FM	(30°-60°)	1676.2	34.0			
FH	(60°-80°)	1062.5	21.6			G1/1800
FVH	(80°-90°)	65.2	1.3			G1/100
BL	(0°-30°)	365.4	7.4	B1/500		
BM	(30°-60°)	791.8	16.1	B1/1000		
BH	(60°-80°)	452.1	9.2	B1/500		G1/500
BVH	(80°-90°)	30.0	0.6			G1/100
UL	(90°-100°)	0.0	0.0		U0/0	
UH	(100°-180°)	0.0	0.0		U0/0	

BUG Rating: B1-U0-G1

Type III Medium





REPORT NUMBER: P867981

CATALOG NUMBER: MEM2-HSN-SA-40-750-U-T2U

CANDELA DISTRIBUTION (FULL):

	0°	5°	15°	25°	35°	45°	55°	65°	75°	77°	85°
0°	969.3	969.3	969.3	969.3	969.3	969.3	969.3	969.3	969.3	969.3	969.3
2.5°	990.7	989.7	984.9	986.8	981.0	984.9	979.0	974.1	973.2	972.2	973.2
5°	1021.9	1017.0	1012.2	1009.2	1004.4	1002.4	992.7	982.9	977.1	976.1	974.1
7.5°	1058.0	1056.1	1049.2	1045.3	1031.7	1024.8	1011.2	993.6	984.9	981.0	976.1
10°	1095.1	1099.9	1091.2	1083.4	1067.8	1053.1	1029.7	1007.3	989.7	987.8	977.1
12.5°	1140.9	1139.9	1134.1	1120.4	1101.9	1081.4	1053.1	1021.9	998.5	994.6	979.0
15°	1181.8	1180.9	1173.1	1160.4	1136.0	1110.7	1072.6	1036.5	1007.3	1001.4	982.9
17.5°	1219.9	1217.9	1213.0	1199.4	1169.2	1138.0	1100.9	1053.1	1018.0	1011.2	985.8
20°	1253.0	1255.0	1249.1	1235.5	1207.2	1174.0	1127.2	1074.6	1031.7	1023.9	994.6
22.5°	1289.1	1290.1	1287.2	1282.3	1246.2	1211.1	1160.4	1099.0	1047.3	1039.5	1004.4
25°	1327.1	1328.1	1330.1	1327.1	1286.2	1248.1	1194.5	1129.2	1068.7	1058.0	1018.0
27.5°	1371.0	1372.0	1375.9	1370.0	1326.2	1286.2	1232.5	1161.4	1091.2	1079.5	1029.7
30°	1420.7	1424.6	1421.7	1419.8	1369.1	1330.1	1270.6	1194.5	1120.4	1105.8	1050.2
32.5°	1480.2	1479.3	1473.4	1467.6	1415.9	1374.9	1313.5	1237.4	1156.5	1139.9	1083.4
35°	1523.1	1523.1	1514.4	1511.4	1463.6	1420.7	1360.3	1285.2	1197.4	1181.8	1118.5
37.5°	1549.5	1553.4	1546.5	1548.5	1502.7	1462.7	1407.1	1334.0	1242.3	1228.6	1161.4
40°	1559.2	1569.0	1574.8	1582.6	1536.8	1502.7	1456.8	1386.6	1299.8	1284.2	1213.0
42.5°	1561.2	1575.8	1596.3	1612.8	1561.2	1532.9	1504.6	1440.2	1356.4	1342.7	1269.6
45°	1551.4	1544.6	1594.3	1596.3	1574.8	1557.3	1546.5	1504.6	1438.3	1415.9	1339.8
47.5°	1477.3	1469.5	1483.2	1545.6	1558.2	1568.0	1589.4	1579.7	1520.2	1502.7	1420.7
50°	1357.4	1353.5	1408.1	1475.4	1517.3	1567.0	1624.5	1651.8	1610.9	1600.2	1523.1
52.5°	1159.4	1148.7	1259.9	1390.5	1463.6	1557.3	1648.9	1726.0	1713.3	1697.7	1610.9
55°	1033.6	1033.6	1108.7	1271.6	1395.4	1522.2	1664.5	1804.0	1826.4	1808.8	1711.3
57.5°	899.1	909.8	987.8	1099.9	1296.9	1457.8	1662.6	1869.3	1935.6	1919.0	1817.6
60°	784.0	792.8	837.6	950.7	1180.9	1373.0	1641.1	1922.9	2037.0	2031.2	1911.2
62.5°	667.0	677.7	713.8	820.1	1027.8	1275.5	1596.3	1952.2	2132.6	2126.7	2005.8
65°	573.4	574.3	610.4	699.2	874.7	1157.5	1517.3	1946.3	2206.7	2210.6	2085.8
67.5°	479.8	476.8	523.6	595.8	749.9	1030.7	1412.0	1894.7	2237.9	2255.4	2112.1
70°	353.0	356.9	422.2	502.2	633.8	884.4	1264.7	1794.2	2187.2	2214.5	2051.6
72.5°	265.2	273.0	336.4	419.3	529.5	738.2	1103.8	1619.7	2045.8	2049.7	1867.3
75°	215.5	217.5	274.0	348.1	433.9	591.9	886.4	1352.5	1729.9	1774.7	1586.5
77.5°	183.3	181.4	208.7	280.8	350.1	472.9	668.0	1028.7	1358.3	1378.8	1242.3
80°	156.0	155.0	164.8	227.2	274.0	337.4	457.3	716.7	969.3	991.7	882.5
82.5°	81.9	87.8	85.8	140.4	155.0	177.5	219.4	325.7	423.2	429.1	405.6
85°	3.9	3.9	3.9	5.9	9.8	15.6	30.2	30.2	33.2	63.4	72.2
87.5°	1.0	1.0	2.0	2.0	2.0	2.9	2.9	3.9	3.9	3.9	3.9
90°	0.0	0.0	0.0	0.0	0.0	0.0	0.0	0.0	0.0	0.0	0.0



REPORT NUMBER: P867981

CATALOG NUMBER: MEM2-HSN-SA-40-750-U-T2U

CANDELA DISTRIBUTION (continued):

	90°	95°	105°	115°	125°	135°	145°	155°	165°	175°	180°
0°	969.3	969.3	969.3	969.3	969.3	969.3	969.3	969.3	969.3	969.3	969.3
2.5°	971.2	967.3	961.5	962.4	961.5	961.5	956.6	952.7	951.7	953.7	957.6
5°	972.2	966.3	957.6	954.6	951.7	949.8	942.0	936.1	933.2	935.1	936.1
7.5°	972.2	963.4	953.7	947.8	940.0	934.2	925.4	917.6	913.7	914.7	916.6
10°	970.2	960.5	952.7	941.0	928.3	921.5	907.8	898.1	893.2	894.2	889.3
12.5°	970.2	959.5	943.9	933.2	915.6	901.0	890.3	879.6	875.7	871.8	869.8
15°	971.2	957.6	942.0	919.5	899.1	883.5	869.8	863.0	857.1	855.2	856.2
17.5°	971.2	957.6	934.2	907.8	884.4	864.9	853.2	845.4	843.5	841.5	841.5
20°	976.1	958.5	927.3	896.1	866.9	846.4	835.7	830.8	830.8	827.9	827.9
22.5°	983.9	960.5	923.4	886.4	852.3	829.8	818.1	812.3	815.2	813.2	812.3
25°	992.7	967.3	918.6	872.7	832.7	809.3	797.6	793.7	792.8	787.9	794.7
27.5°	999.5	972.2	915.6	859.1	815.2	787.9	773.3	766.4	761.6	763.5	761.6
30°	1018.0	985.8	916.6	847.4	795.7	762.5	745.0	737.2	735.2	735.2	735.2
32.5°	1043.4	1003.4	923.4	842.5	777.2	738.2	716.7	708.9	707.0	703.1	705.0
35°	1075.6	1029.7	934.2	834.7	762.5	709.9	686.5	675.8	672.8	668.9	668.9
37.5°	1111.6	1056.1	942.0	830.8	743.0	680.6	654.3	640.7	638.7	634.8	636.8
40°	1157.5	1092.1	954.6	823.0	720.6	654.3	619.2	596.8	601.6	603.6	607.5
42.5°	1209.1	1138.0	974.1	815.2	703.1	627.0	575.3	552.9	558.7	556.8	560.7
45°	1279.4	1191.6	998.5	812.3	681.6	593.8	530.5	505.1	503.2	500.2	502.2
47.5°	1352.5	1256.0	1021.9	806.4	658.2	552.9	479.8	447.6	439.8	435.9	432.0
50°	1428.5	1320.3	1049.2	802.5	627.0	507.1	429.1	392.0	377.4	372.5	367.6
52.5°	1514.4	1389.5	1072.6	792.8	592.9	459.3	383.2	341.3	324.7	315.0	315.9
55°	1605.0	1452.9	1094.1	781.1	553.9	414.4	337.4	302.3	285.7	282.8	282.8
57.5°	1688.9	1518.3	1109.7	760.6	514.9	370.5	299.4	269.1	261.3	265.2	265.2
60°	1774.7	1570.9	1117.5	738.2	474.9	333.5	273.0	248.7	244.8	252.6	253.5
62.5°	1843.9	1612.8	1115.5	707.0	431.0	301.3	247.7	228.2	230.1	243.8	246.7
65°	1893.7	1633.3	1091.2	660.2	389.1	273.0	225.3	206.7	206.7	216.5	219.4
67.5°	1889.8	1607.0	1042.4	594.8	344.2	244.8	204.8	190.1	190.1	197.0	196.0
70°	1809.8	1516.3	949.8	515.8	300.3	220.4	187.2	176.5	175.5	178.4	177.5
72.5°	1617.7	1332.0	805.4	426.1	259.4	196.0	169.7	159.9	158.0	154.1	151.1
75°	1334.9	1094.1	629.0	339.3	219.4	172.6	153.1	144.3	136.5	141.4	138.5
77.5°	1035.6	839.6	468.1	263.3	178.4	150.2	136.5	126.8	124.8	142.4	136.5
80°	755.7	580.2	330.6	188.2	138.5	121.9	114.1	106.3	134.6	180.4	179.4
82.5°	335.4	279.9	151.1	89.7	64.4	53.6	44.9	50.7	84.8	82.9	85.8
85°	30.2	31.2	16.6	10.7	6.8	5.9	3.9	3.9	2.9	2.9	2.9
87.5°	3.9	3.9	2.9	2.9	2.0	2.0	2.0	2.0	1.0	1.0	1.0
90°	0.0	0.0	0.0	0.0	0.0	0.0	0.0	0.0	0.0	0.0	0.0

LM-79-2019: Approved Method: Electrical and Photometric Measurements of Solid-
State Lighting Products

Report Prepared for

Cooper Lighting Solutions

Streetworks

Report Number: SP1-2407-157-6

Test Date: 08/07/2024

Luminaire Tested: MEM2-HTN-SA-40-750-U-5WQ-2

Data in this report applies to families of products including MEM2-HTN-SA-40-750-U-5WQ-2

Test Information

Test Method: LM-79-2019
 Report Number: SP1-2407-157-6
 Test Lab: COOPER LIGHTING SOLUTIONS
 Photometer: SP1 - 76IN SPHERE
 Measurement Geometry: 4π
 Issue Date: 08/20/2024
 Manufacturer: COOPER LIGHTING SOLUTIONS
 Product Line: Streetworks
 Catalog Number: **MEM2-HTN-SA-40-750-U-5WQ-2**
 Description: Epic Modern Light Square 40W 5WQ Optic and Flare Trim

Spectral Parameters

CCT (K): 5094
 CIE u': 0.2082
 CIE v': 0.4867
 Duv: 0.0032
 CIE x: 0.3430
 CIE y: 0.3564
 CIE z: 0.3006
 Peak Wavelength (nm): 451
 Dominant Wavelength (nm): 568
 Purity: 9.86439
 Rf: 73.7
 Rg: 93

CRI (Ra):	72.0		
R1:	68.6	R9:	-39.6
R2:	78.1	R10:	47.6
R3:	84.6	R11:	68.2
R4:	71.6	R12:	41.4
R5:	69.6	R13:	70.4
R6:	69.4	R14:	91.4
R7:	80.9	R15:	61.4
R8:	53.1		



Test Conditions

Stabilization Time: 20M
 Operation Time: 1H 20M
 Sphere Temperature (°C): 24.2

REPORT NUMBER: SP1-2407-157-6

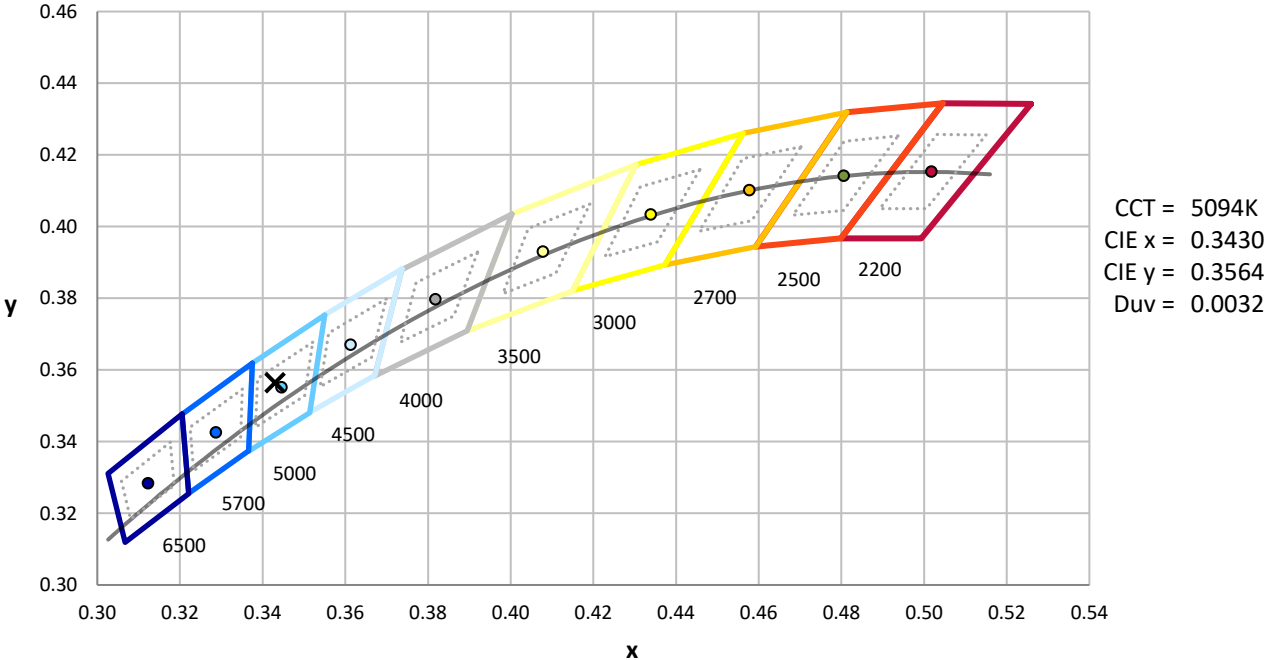
Measurement and Test Equipment			
Instrument	Identification Number	Calibration Date	Calibration Due Date
Photometer	IN0058	6/18/2024	12/18/2024
Power Meter	INXT2011004	2/8/2024	2/8/2025
AC Power Source	IN0063	10/24/2023	10/24/2024
DC Power Source	IN0208	10/24/2023	10/24/2024
Sphere Thermometer	IN0085	10/24/2023	10/24/2024
Room Thermometer	IN0046	10/24/2023	10/24/2024

REPORT NUMBER: SP1-2407-157-6

CIE 1931 Chromaticity Diagram



CIE 1931 Chromaticity Diagram with 2017 ANSI 7-Step and 4-Step Quadrangles



Point lies inside the ANSI 5000K 4-step quadrangle

REPORT NUMBER: SP1-2407-157-6

Photopic Flux vs. Wavelength



Photopic Lumens: NR

λ (nm)	Power W [^] /nm	Lumens (φ/nm)	λ (nm)	Power W [^] /nm	Lumens (φ/nm)	λ (nm)	Power W [^] /nm	Lumens (φ/nm)	λ (nm)	Power W [^] /nm	Lumens (φ/nm)	λ (nm)	Power W [^] /nm	Lumens (φ/nm)
360	0	NR	490	114	NR	620	361	NR	750	9	NR	880	0	NR
365	0	NR	495	145	NR	625	326	NR	755	8	NR	885	0	NR
370	0	NR	500	197	NR	630	294	NR	760	7	NR	890	0	NR
375	0	NR	505	259	NR	635	261	NR	765	6	NR	895	0	NR
380	0	NR	510	319	NR	640	232	NR	770	5	NR	900	0	NR
385	0	NR	515	373	NR	645	204	NR	775	4	NR	905	0	NR
390	0	NR	520	414	NR	650	179	NR	780	4	NR	910	0	NR
395	1	NR	525	445	NR	655	157	NR	785	3	NR	915	0	NR
400	3	NR	530	465	NR	660	136	NR	790	3	NR	920	0	NR
405	5	NR	535	482	NR	665	118	NR	795	2	NR	925	0	NR
410	9	NR	540	493	NR	670	102	NR	800	2	NR	930	0	NR
415	18	NR	545	505	NR	675	87	NR	805	2	NR	935	0	NR
420	36	NR	550	515	NR	680	75	NR	810	2	NR	940	0	NR
425	72	NR	555	527	NR	685	65	NR	815	1	NR	945	0	NR
430	134	NR	560	540	NR	690	56	NR	820	1	NR	950	0	NR
435	242	NR	565	550	NR	695	48	NR	825	1	NR	955	0	NR
440	407	NR	570	557	NR	700	41	NR	830	1	NR	960	0	NR
445	684	NR	575	561	NR	705	35	NR	835	1	NR	965	0	NR
450	988	NR	580	559	NR	710	30	NR	840	1	NR	970	0	NR
455	828	NR	585	551	NR	715	26	NR	845	1	NR	975	0	NR
460	473	NR	590	537	NR	720	22	NR	850	1	NR	980	0	NR
465	333	NR	595	516	NR	725	19	NR	855	0	NR	985	0	NR
470	232	NR	600	491	NR	730	16	NR	860	0	NR	990	0	NR
475	146	NR	605	461	NR	735	14	NR	865	0	NR	995	0	NR
480	113	NR	610	429	NR	740	12	NR	870	0	NR	1000	0	NR
485	106	NR	615	395	NR	745	10	NR	875	0	NR			

REPORT NUMBER: SP1-2407-157-6

Scotopic Flux vs. Wavelength



Scotopic Lumens: NR

S/P: 1.81

λ (nm)	Power W [^] /nm	Lumens (φ/nm)	λ (nm)	Power W [^] /nm	Lumens (φ/nm)	λ (nm)	Power W [^] /nm	Lumens (φ/nm)	λ (nm)	Power W [^] /nm	Lumens (φ/nm)	λ (nm)	Power W [^] /nm	Lumens (φ/nm)
360	0	NR	490	114	NR	620	361	NR	750	9	NR	880	0	NR
365	0	NR	495	145	NR	625	326	NR	755	8	NR	885	0	NR
370	0	NR	500	197	NR	630	294	NR	760	7	NR	890	0	NR
375	0	NR	505	259	NR	635	261	NR	765	6	NR	895	0	NR
380	0	NR	510	319	NR	640	232	NR	770	5	NR	900	0	NR
385	0	NR	515	373	NR	645	204	NR	775	4	NR	905	0	NR
390	0	NR	520	414	NR	650	179	NR	780	4	NR	910	0	NR
395	1	NR	525	445	NR	655	157	NR	785	3	NR	915	0	NR
400	3	NR	530	465	NR	660	136	NR	790	3	NR	920	0	NR
405	5	NR	535	482	NR	665	118	NR	795	2	NR	925	0	NR
410	9	NR	540	493	NR	670	102	NR	800	2	NR	930	0	NR
415	18	NR	545	505	NR	675	87	NR	805	2	NR	935	0	NR
420	36	NR	550	515	NR	680	75	NR	810	2	NR	940	0	NR
425	72	NR	555	527	NR	685	65	NR	815	1	NR	945	0	NR
430	134	NR	560	540	NR	690	56	NR	820	1	NR	950	0	NR
435	242	NR	565	550	NR	695	48	NR	825	1	NR	955	0	NR
440	407	NR	570	557	NR	700	41	NR	830	1	NR	960	0	NR
445	684	NR	575	561	NR	705	35	NR	835	1	NR	965	0	NR
450	988	NR	580	559	NR	710	30	NR	840	1	NR	970	0	NR
455	828	NR	585	551	NR	715	26	NR	845	1	NR	975	0	NR
460	473	NR	590	537	NR	720	22	NR	850	1	NR	980	0	NR
465	333	NR	595	516	NR	725	19	NR	855	0	NR	985	0	NR
470	232	NR	600	491	NR	730	16	NR	860	0	NR	990	0	NR
475	146	NR	605	461	NR	735	14	NR	865	0	NR	995	0	NR
480	113	NR	610	429	NR	740	12	NR	870	0	NR	1000	0	NR
485	106	NR	615	395	NR	745	10	NR	875	0	NR			

REPORT NUMBER: SP1-2407-157-6

Melanopic Flux vs. Wavelength



Melanopic Lumens: NR

M/P: 3.73

λ (nm)	Power W [^] /nm	Lumens (φ/nm)	λ (nm)	Power W [^] /nm	Lumens (φ/nm)	λ (nm)	Power W [^] /nm	Lumens (φ/nm)	λ (nm)	Power W [^] /nm	Lumens (φ/nm)	λ (nm)	Power W [^] /nm	Lumens (φ/nm)
360	0	NR	490	114	NR	620	361	NR	750	9	NR	880	0	NR
365	0	NR	495	145	NR	625	326	NR	755	8	NR	885	0	NR
370	0	NR	500	197	NR	630	294	NR	760	7	NR	890	0	NR
375	0	NR	505	259	NR	635	261	NR	765	6	NR	895	0	NR
380	0	NR	510	319	NR	640	232	NR	770	5	NR	900	0	NR
385	0	NR	515	373	NR	645	204	NR	775	4	NR	905	0	NR
390	0	NR	520	414	NR	650	179	NR	780	4	NR	910	0	NR
395	1	NR	525	445	NR	655	157	NR	785	3	NR	915	0	NR
400	3	NR	530	465	NR	660	136	NR	790	3	NR	920	0	NR
405	5	NR	535	482	NR	665	118	NR	795	2	NR	925	0	NR
410	9	NR	540	493	NR	670	102	NR	800	2	NR	930	0	NR
415	18	NR	545	505	NR	675	87	NR	805	2	NR	935	0	NR
420	36	NR	550	515	NR	680	75	NR	810	2	NR	940	0	NR
425	72	NR	555	527	NR	685	65	NR	815	1	NR	945	0	NR
430	134	NR	560	540	NR	690	56	NR	820	1	NR	950	0	NR
435	242	NR	565	550	NR	695	48	NR	825	1	NR	955	0	NR
440	407	NR	570	557	NR	700	41	NR	830	1	NR	960	0	NR
445	684	NR	575	561	NR	705	35	NR	835	1	NR	965	0	NR
450	988	NR	580	559	NR	710	30	NR	840	1	NR	970	0	NR
455	828	NR	585	551	NR	715	26	NR	845	1	NR	975	0	NR
460	473	NR	590	537	NR	720	22	NR	850	1	NR	980	0	NR
465	333	NR	595	516	NR	725	19	NR	855	0	NR	985	0	NR
470	232	NR	600	491	NR	730	16	NR	860	0	NR	990	0	NR
475	146	NR	605	461	NR	735	14	NR	865	0	NR	995	0	NR
480	113	NR	610	429	NR	740	12	NR	870	0	NR	1000	0	NR
485	106	NR	615	395	NR	745	10	NR	875	0	NR			

Summary

$R_f = 73.7$
 $R_g = 93$
 $CIE R_a = 72.0$
 $R_9 = -39.6$



Color Vector Graphics



Individual Sample Fidelity Index ($R_{f,i}$)

CES01 = 85	CES26 = 62	CES51 = 90	CES76 = 50
CES02 = 59	CES27 = 88	CES52 = 89	CES77 = 67
CES03 = 30	CES28 = 80	CES53 = 79	CES78 = 53
CES04 = 69	CES29 = 69	CES54 = 84	CES79 = 80
CES05 = 46	CES30 = 88	CES55 = 83	CES80 = 77
CES06 = 50	CES31 = 72	CES56 = 74	CES81 = 78
CES07 = 38	CES32 = 62	CES57 = 73	CES82 = 90
CES08 = 38	CES33 = 82	CES58 = 73	CES83 = 90
CES09 = 29	CES34 = 69	CES59 = 86	CES84 = 85
CES10 = 72	CES35 = 83	CES60 = 88	CES85 = 77
CES11 = 56	CES36 = 87	CES61 = 82	CES86 = 75
CES12 = 61	CES37 = 78	CES62 = 81	CES87 = 76
CES13 = 41	CES38 = 98	CES63 = 73	CES88 = 81
CES14 = 74	CES39 = 96	CES64 = 63	CES89 = 72
CES15 = 70	CES40 = 91	CES65 = 60	CES90 = 80
CES16 = 46	CES41 = 96	CES66 = 56	CES91 = 71
CES17 = 49	CES42 = 79	CES67 = 53	CES92 = 58
CES18 = 55	CES43 = 78	CES68 = 63	CES93 = 74
CES19 = 71	CES44 = 99	CES69 = 72	CES94 = 52
CES20 = 63	CES45 = 86	CES70 = 55	CES95 = 64
CES21 = 85	CES46 = 85	CES71 = 46	CES96 = 76
CES22 = 77	CES47 = 89	CES72 = 82	CES97 = 86
CES23 = 91	CES48 = 80	CES73 = 45	CES98 = 76
CES24 = 90	CES49 = 83	CES74 = 90	CES99 = 62
CES25 = 71	CES50 = 89	CES75 = 48	



Color Rendition by Hue-Angle Bin



Measure Comparisons



(END OF REPORT)